

Road Paver Wheeled APW 350 E/G

The machine of this class is ideal for small and medium size job sites where a good manoeuvrability to operate in limited environments is requested. Despite its compact dimensions the machine is able to pave till 4.5 m of width.



The machine has three axles: front, two axles for steering and rear, axle for traction. The rear axle is fitted with large pneumatic tyres so that the machine can be driven also on soft grounds. On the front oscillating axles are fitted large full rubber tyres. The steering system with a hydraulic pump gives a smooth control when turning. The hoppers are independently controlled by an electric-hydraulic system. The front pushing rollers move in



APPLICATIONS

layers of final wearing course,
binder, tout-venant on:

national and municipal roads

large squares

sport grounds and courtyards

building lots and parking
areas.

sequence with the hoppers. Two adjustable seats, left/right, can slide externally. The dashboard is adjustable to the seat position to allow easy operations. Ground controls with anti-vandal guards for the road operator. Hydraulic foldable canopy with rear supports to ensure good visibility.

Feeding of material

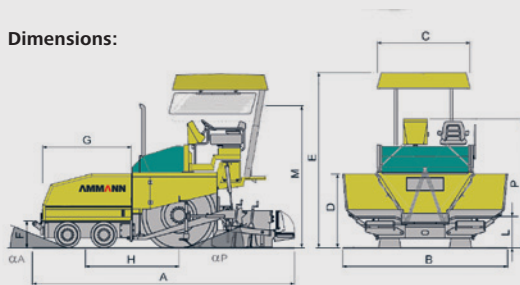
The feeding system of the material is carried out by two independent and reverse chain belt conveyors and augers controlled by paddle microswitches that regulate the flow of material to the screed in order to maintain the most effective distribution of the material in any condition. The height of the auger group is electric-hydraulically adjustable.

Screed options

Vibrating screed (PSV) or screed with tamper and vibration (PST) with gas or electric heating, automatic lighting and temperature control, ISR system (Screed Assist) with pressure adjustment.

Technical specification

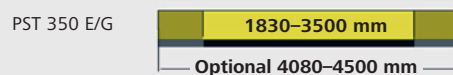
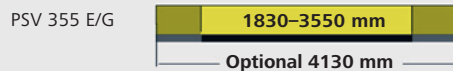
Dimensions:



A	B	C	D	E	F	G	H	L	M
5030	3050	1850	1380	3480	550	1650	1735	550	2880
P	αA	αP							
2370	23°	16°							

Screed Options

Max paving widths:



Equipment
Standard
Automatic heating control
Augers height hydraulically adjustable
ISR system (Screed Assist)
Hydraulic folding canopy
Optional
Four wheel drive (DT)
Mechanical longitudinal levelling system
Slope control system
Reduction plates at 800 mm
Mechanical extensions 2x290 mm
Mechanical extensions 2x500 mm
Proportional ultrasonic augers control
Electric-hydraulic camber adjustment

Wheeled Paver APW 350 E/G

Length (transport)	mm	4870
Dimensions	(see ill.)	
Engine		
Manufacturer	Deutz TD2011L04i	
Type	Air / Oil cooling, Diesel	
No. of cylinders	4	
Power (DIN/ISO 3046/1) at 2300 rpm	kW	51.5 (70.1 PS)
Max torque	Nm 250 at 1600 rpm	
Generator	14V - 60 A	
Brakes		
Service brake	Hydrostatic	
Parking brake/Emergency	Multiple disks negative brake on reduction gears	
Traction - Steering		
Transmission type	Hydrostatic	
Steering type	Hydraulic	
Internal turning radius	m	2.85
Performances		
Production	t/h	230
Layer thickness	mm	5-280
Hopper capacity	t	8
Speed (transfer)	km/h	0-12
Speed (work)	m/min.	0-35
Tank capacity		
Fuel tank	l	95
Hydraulic oil	l	90
Ecological liquid	l	25
Wheels		
Traction	15.5-R25	
Steering	Ø 485 x 260	
Weights (CECE)		
Paver with screed	kg	7500

